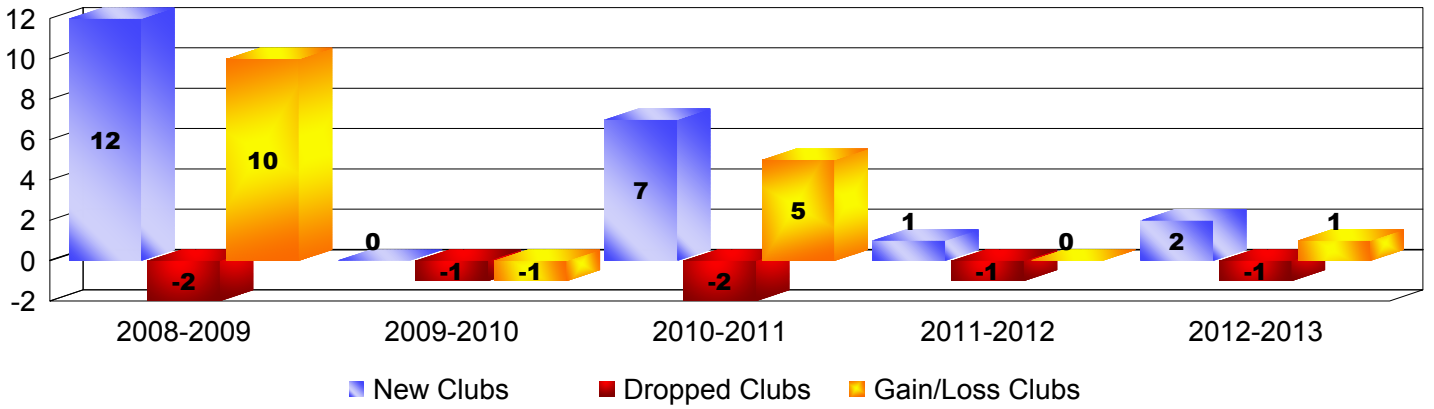
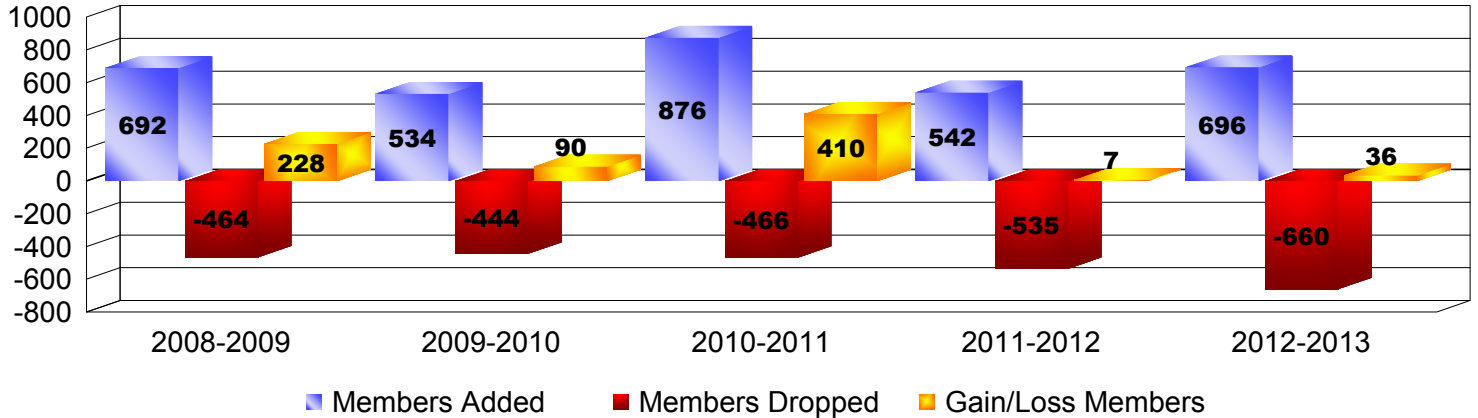


Year	New Clubs	Dropped Clubs	Gain/Loss Clubs	New Members	Charter Members	Reinstate Members	Transfer Members	Total Member Added	Total Members Dropped	Gain/Loss Members
2008-2009	12	-2	10	324	353	13	2	692	-464	228
2009-2010	0	-1	-1	489	8	29	8	534	-444	90
2010-2011	7	-2	5	562	275	24	15	876	-466	410
2011-2012	1	-1	0	475	30	29	8	542	-535	7
2012-2013	2	-1	1	604	59	22	11	696	-660	36
<b>Average</b>	<b>4</b>	<b>-1</b>	<b>3</b>	<b>491</b>	<b>145</b>	<b>23</b>	<b>9</b>	<b>668</b>	<b>-514</b>	<b>154</b>

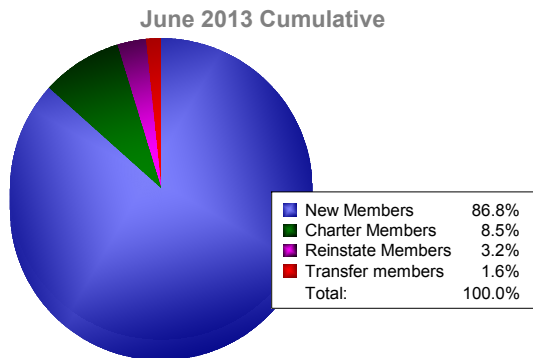
### Clubs



### Members



### Membership Composition



### Gender Comparison

